

## NEW Reset Password Process for your eKeeper CRM

As part of the recent upgrade 6.32.1 to your eKeeper CRM system, the process has changed for how a user resets their password

*It is essential that all users of your eKeeper CRM follow the below process to set up their security credentials to allow a manual reset of their password should this be required*

A Super User needs to enable the permission to allow all user groups the ability to edit their security question within their details page

### Edit User Group

[Home](#) / [System Settings](#) / [User Group List](#) / [Edit User Group](#)

User Group Description:

Quick Search:

#### GDPR

Can Reveal User Security Question Answers	<input type="checkbox"/>
Can Update User Security Question Details	<input checked="" type="checkbox"/>
Can Check User Security Question Details	<input type="checkbox"/>
Can Update Own Security Question Details	<input checked="" type="checkbox"/>

Once the permission is given, the user will have an 'Account Verification' panel where they will be able to 'Update Security Question Details' and provide their personal security question and answer

### Update Security Question Details

Security Question:

Security Answer:

Confirm Security Answer:


Account Verification

[Update Security Question Details](#)

It is vital that the email address listed within your User Details page is one you are able to access

User Details	
User ID:	<input type="text" value="ekeeper"/>
Forename:	<input type="text" value="eKeeper"/>
Surname:	<input type="text" value="CRM"/>
	<a href="#">Update Password</a>
IR Number:	<input type="text"/>
Active User:	<input checked="" type="checkbox"/>
Letter Signature:	<input type="text" value="eKeeper CRM"/>
Daytime Phone:	<input type="text"/>
Evening Phone:	<input type="text"/>
Mobile Phone:	<input type="text"/>
Fax:	<input type="text"/>
Email:	<input type="text" value="support@ekeepergroup.co.uk"/>

With your security information updated, should you forget your password, use the 'reset your password' link from your eKeeper CRM login page



## System Login

**To login enter your username and password and click 'sign in'**

Forgotten your Password? Click here to [reset your password](#) or alternatively contact your Practice Principle. If you are still having difficulties [contact eKeeper Support](#).

**Username**

**Password**

[Sign in](#)

Provide the email address saved to your eKeeper CRM profile



## Password Reset

**Please enter your email address in the field below.**

If you do not receive the password reset email, please check your junk mail folder or [contact eKeeper Support](#) for assistance.

Email

Send

Cancel

An email will be sent, should the provided email match that held within your  
eKeeper CRM

Use the 'Reset your password' link to proceed

### Your MortgageKeeper Password Reset Request



noreply=ekeepergroup.co.uk@brokermail.co.uk on behalf of eKeeper System <noreply@ekeepergroup.co.uk>  
To eKeeper CRM

**Hello eKeeper CRM**


You recently requested to reset your password for your eKeeper account. Click the link below to reset it.

[Reset your password](#)

If you did not request it, please ignore this email.

Provide your security question answer

*Note - this is not case sensitive*




## Security Question

What was your first school?

Security Answer

Once your security question has been answered you will be able to change your password

*Note - Your new password must contain at least 8 characters including 1 uppercase letter, 1 lower case letter a number and a special character*



## Change Password

Please enter a new password

If successful you will be redirected to your login page with a prompt advising of a successful reset



# System Login

To login enter your username and password and click 'sign in'

Forgotten your Password? Click here to [reset your password](#) or alternatively contact your Practice Principle. If you are still having difficulties [contact eKeeper Support](#).

Password successfully updated, please login below. ×

**Username**

**Password**

**Sign in**